

# 2024 SNAPSHOT

## SOUTH DAKOTA COMMUNITY HEALTH CENTERS



TOTAL PATIENTS **126,663** | TOTAL VISITS **379,541**



DENTAL PATIENTS **13,480** | DENTAL VISITS **37,076**

**20,297**

UNINSURED PATIENTS THAT RECEIVED CARE

### SELECTED MENTAL HEALTH AND SUBSTANCE ABUSE CONDITIONS

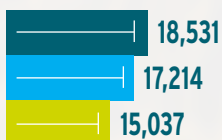
2022-2024 Visits

MENTAL HEALTH  
DISORDERS



*Mental Health Disorders: Includes depression and other mood disorders, anxiety disorders, attention deficit and disruptive behavior disorders, and other mental disorders.*

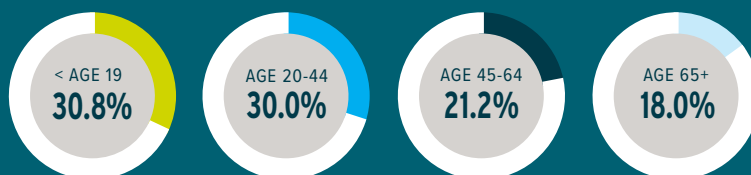
SUBSTANCE  
ABUSE DISORDERS



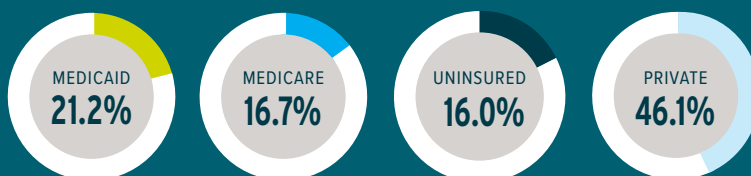
*Substance Abuse Disorders: Includes alcohol related disorders, tobacco use disorder, and other substance related disorders.*

■ 2024 Visits ■ 2023 Visits ■ 2022 Visits

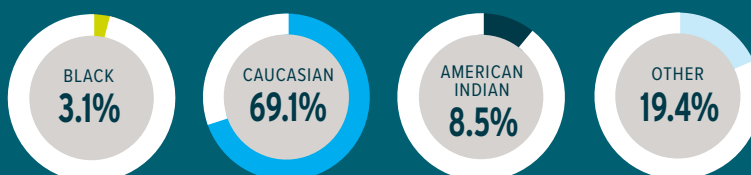
### PATIENTS BY AGE



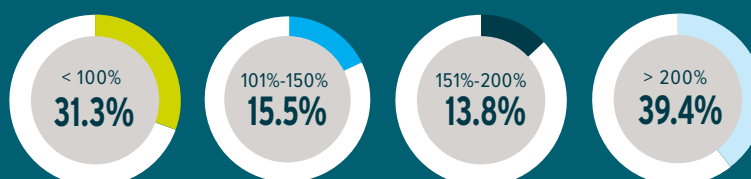
### PATIENTS BY PAYOR SOURCE



### PATIENTS BY RACE



### PATIENTS BY POVERTY LEVEL



Source: 2024 South Dakota Health Center Data

This publication is supported by the Health Resources and Services Administration (HRSA) of the U.S. Department of Health and Human Services (HHS) as part of an award totaling \$1,423,637.00 with 0 percent financed with non-governmental sources. The contents are those of the author(s) and do not necessarily represent the official views of, nor an endorsement, by HRSA, HHS, or the U.S. Government. For more information, please visit HRSA.gov.