

2023 SNAPSHOT

NORTH DAKOTA COMMUNITY HEALTH CENTERS



TOTAL PATIENTS **36,376** | TOTAL VISITS **126,117**



DENTAL PATIENTS **11,912** | DENTAL VISITS **25,667**

5,874

UNINSURED PATIENTS THAT RECEIVED CARE

SELECTED MENTAL HEALTH AND SUBSTANCE ABUSE CONDITIONS

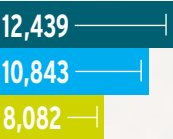
2021-2023 Visits

MENTAL HEALTH DISORDERS



Mental Health Disorders: Includes depression and other mood disorders, anxiety disorders, attention deficit and disruptive behavior disorders, and other mental disorders.

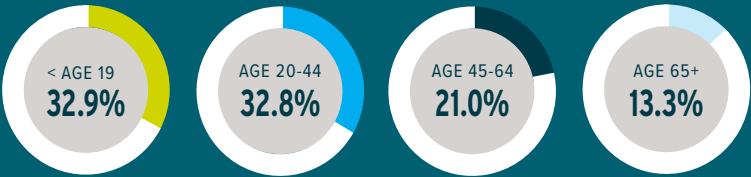
SUBSTANCE ABUSE DISORDERS



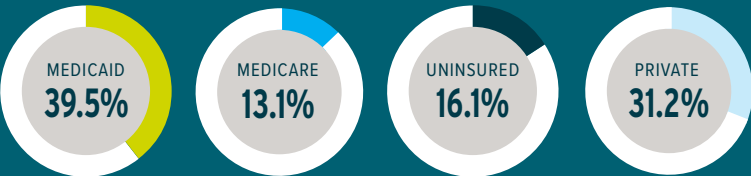
Substance Abuse Disorders: Includes alcohol related disorders, tobacco use disorder, and other substance related disorders.

■ 2023 Visits ■ 2022 Visits ■ 2021 Visits

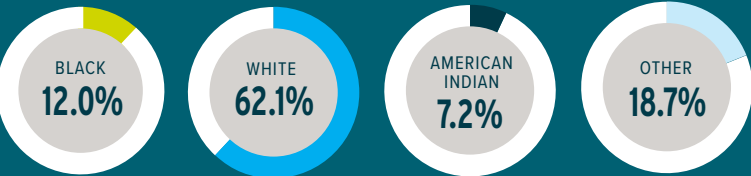
PATIENTS BY AGE



PATIENTS BY PAYOR SOURCE


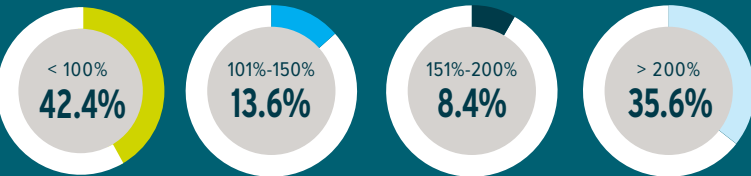


PATIENTS BY RACE



PATIENTS BY POVERTY LEVEL

This represents a distribution of patients for whom income is known. Income is unknown for 47.0% of patients.



Source: 2023 North Dakota Community Health Center Data

This publication is supported by the Health Resources and Services Administration (HRSA) of the U.S. Department of Health and Human Services (HHS) as part of an award totaling \$1,423,637.00 with 0 percent financed with non-governmental sources. The contents are those of the author(s) and do not necessarily represent the official views of, nor an endorsement, by HRSA, HHS, or the U.S. Government. For more information, please visit HRSA.gov.