

2019 SNAPSHOT

SOUTH DAKOTA COMMUNITY HEALTH CENTERS



TOTAL PATIENTS **79,460** | TOTAL VISITS **257,572**




DENTAL PATIENTS **14,206** | DENTAL VISITS **33,488**

15,221

UNINSURED PATIENTS THAT RECEIVED CARE

SELECTED MENTAL HEALTH AND SUBSTANCE ABUSE CONDITIONS

2017-2019 Visits



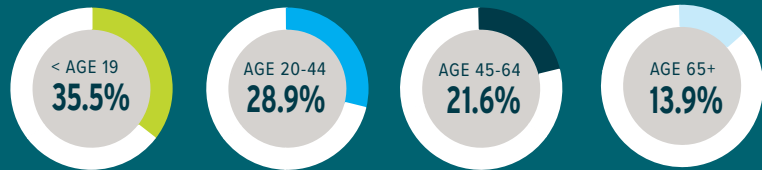
Mental Health Disorders: Includes depression and other mood disorders, anxiety disorders, attention deficit and disruptive behavior disorders, and other mental disorders.



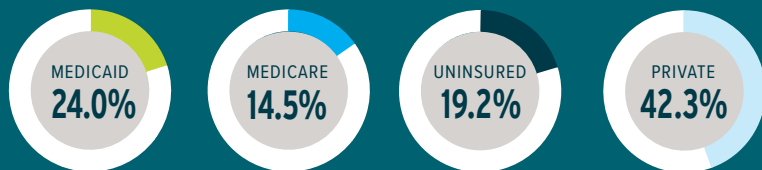
Substance Abuse Disorders: Includes alcohol related disorders, tobacco use disorder, and other substance related disorders.

■ 2019 Visits ■ 2018 Visits ■ 2017 Visits

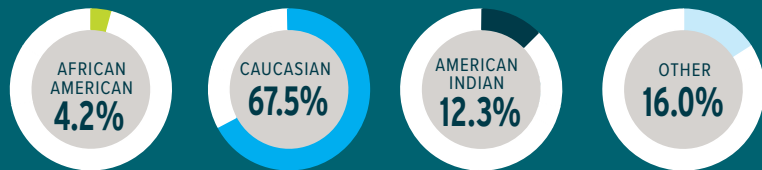
PATIENTS BY AGE



PATIENTS BY PAYOR SOURCE



PATIENTS BY RACE



PATIENTS BY POVERTY LEVEL

This represents a distribution of patients for whom income is known. Income is unknown for 42.5% of patients.

